

For everyone who loves  
the great outdoors



27-28 FEBRUARY 2021



## Welcome to The Scottish Caravan, Motorhome & Holiday Home Virtual Show!

We're really excited to be running our first virtual event, and we've got a great weekend in store. We know this is a new way to attend a show, so this is just a quick guide to help you find your way around the event and make sure you get the most out of it!

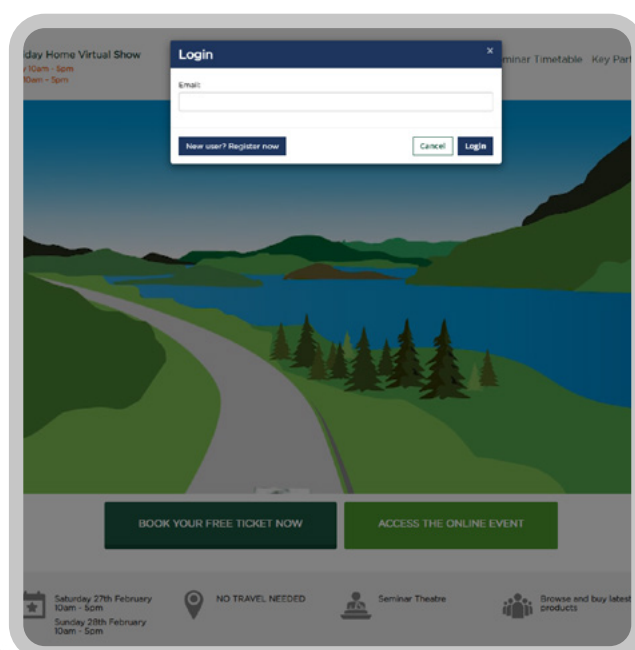
The show will be open from 10am until 5pm on both Saturday 27 and Sunday 28 February. Your login details remain active for the duration of the show, so you can drop in and out as often as you like across the weekend.

### Before you join the show

We recommend using a laptop or desktop computer with Chrome or Firefox for the best experience, but you can also visit the show using a tablet or mobile.

### Landing page

When you first click to enter the event, you will arrive on this landing page. Click on the "Login" box to enter – you will have to enter the email address you used to register, but there is no password required. If you haven't booked your free ticket yet, you can do that by clicking [here](#). Please note you won't be able to login and enter the show until it opens at 10am on Saturday 27 February. If you have any issues logging in, once the show is open, please contact [info@qdevents.co.uk](mailto:info@qdevents.co.uk).



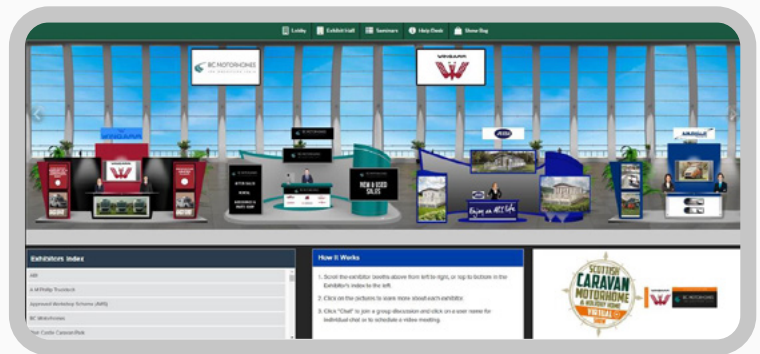
# Lobby

After logging in, you'll enter the Lobby. From here you can navigate to different parts of the show. You can click on the Exhibit Hall, the Seminar Theatre, or the Help Desk to go to that area of the show, and you can also click on any of the banners to go straight to that featured exhibitor's booth. Along the top of the screen, you'll also find a menu bar where you can quickly access different parts of the Show – the Exhibit Hall, Seminars, Help Desk and Show Bag.



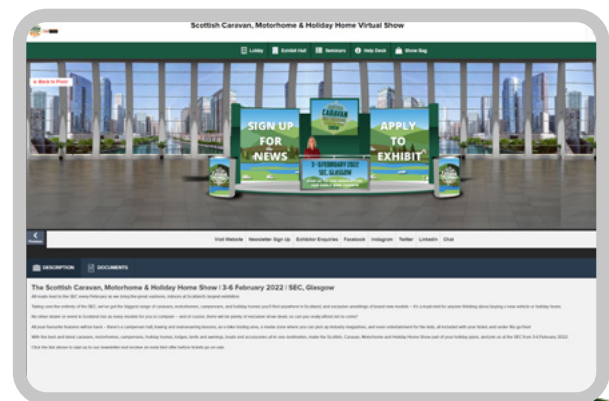
# Exhibit Hall

The Exhibit Hall is where you'll find all our exhibitors. Each exhibitor has a booth, and you can scroll through the booths using the arrows at the left and right hand sides of the screen. Alternatively, there's an A-Z listing bottom left where you can search for specific exhibitors or scroll down through them alphabetically. You can then enter each booth by clicking on it.



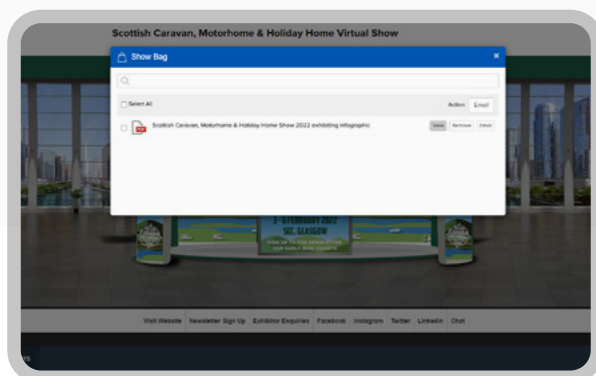
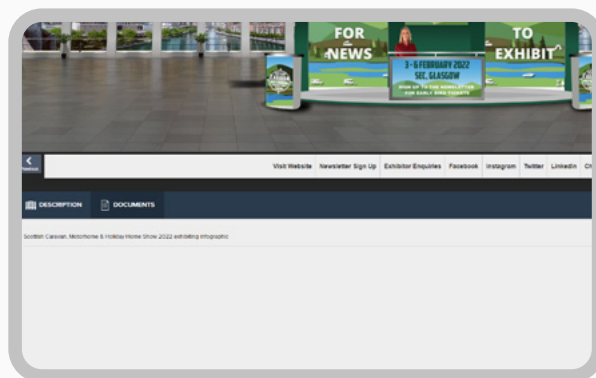
# Booths

Once you've entered an exhibitor's booth, you can read about them, watch videos they have uploaded, download brochures, view their website and more. The links at the top of their booth will show you what you can do on each booth, and every booth will be slightly different so make sure you take a look at what's on offer.



Many exhibitors will have downloadable brochures and assets too. You'll find these in the "Documents" section of each stand, and you can save them by clicking the "+ Show Bag" button. At the end of your visit to the show, click on the Show Bag button in the top menu to see all the documents you've saved, and click "email" to send all the ones you want to your email address.

Some exhibitors will also be running special show offers too – don't forget to ask about these to take advantage of them!

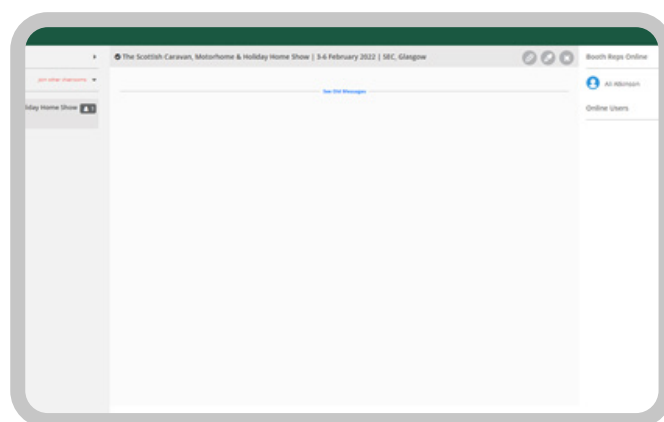


## Chat

If you want to speak to an exhibitor to get further information, request a quote, or just say hello, click on the "Chat" button on their booth. This will open up a new tab or window in your browser, and you will enter the booth's chatroom. The chatroom is public, but if you want to start a private conversation with the booth's team, hover over a booth rep's name and click on the "Chat now" button that appears.

You can have multiple conversations at once, and be in multiple chat rooms at the same time too – these will all be listed on the left of the screen and you can move between them by clicking on them.

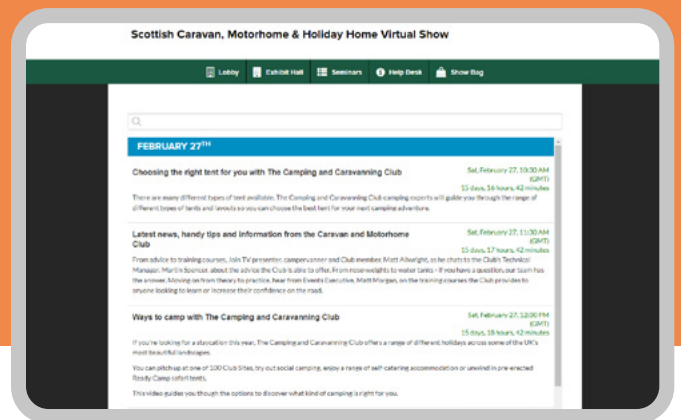
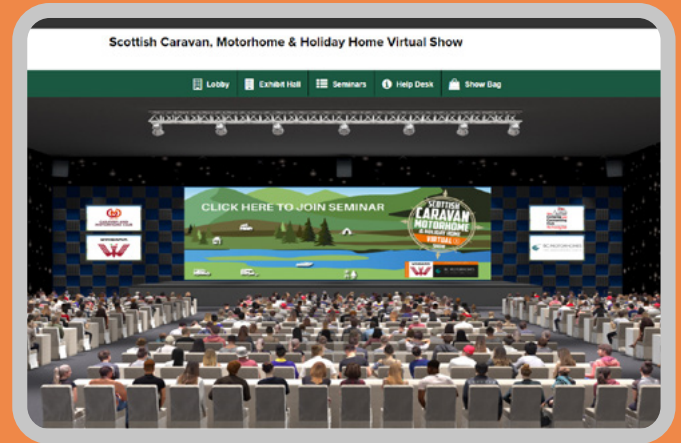
Please note that if you decide to share your contact information with an exhibitor, your data will be held in accordance with the exhibitor's privacy policy - if in doubt, you can ask them to send you a copy of their privacy policy before you give them your contact details.



# Seminar Theatre

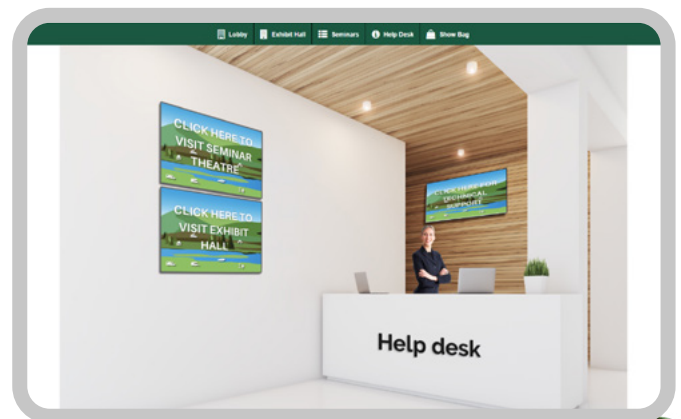
In the Seminar Theatre, we've got a timetable of 5 seminars each day, each lasting between approximately 10 and 40 minutes. Led by experts from The Camping and Caravanning Club, the Caravan and Motorhome Club, Wingamm UK and BC Motorhomes, and the Mobile Caravan Engineers Association, they will cover topics including advice for those who are new to touring, how to choose a tent, motorhome or caravan, destination inspiration for when we're allowed to travel again, advice on insurance and where to find an expert engineer.

The seminars will run at set times each day, so don't be late! To access them, click on the screen, which will take you to a list of all the seminars. Two minutes before each seminar begins, a button will appear that says "Join", and if you click on this you will enter the seminar and the screen will pop up.



# Help desk

If you're having any trouble navigating the event or any other technical issues, click on "Help Desk" in either the top menu or the Lobby to visit the Help Desk. Once here, click on the "Click here for Technical Support" button and you'll enter a chatroom where we have staff on hand to answer your queries. If you have any technical issues outside the open hours of 10am-5pm on 27 and 28 February, please contact [info@qdevents.co.uk](mailto:info@qdevents.co.uk) and someone will get back to you as soon as possible.



And that's it! The Virtual Show is packed with exhibitors, plus our fab Seminar Theatre, but you can access it all from the comfort of your living room!

Psssst. Got your ticket? If not, they're completely free! You only need one ticket per screen – so if you and your partner join us using the same device, you just need one ticket. Find out more and book your free ticket at

[www.caravanshowscotland.com/virtual](http://www.caravanshowscotland.com/virtual)